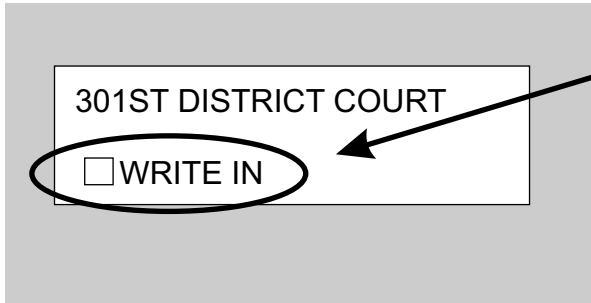
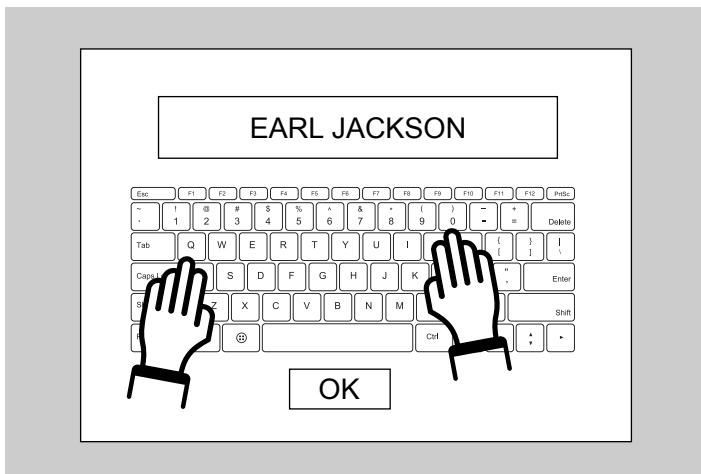


HOW TO WRITE IN YOUR VOTE FOR EARL JACKSON

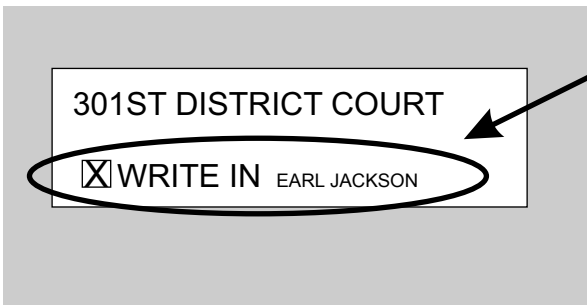


STEP ONE: When you go down your ballot to the 301st District Court, you will see “write-in” as an option, but not Earl Jackson’s name.

Tap “write-in” on your screen and it will take you to the next screen where you can use a keyboard to type in EARL JACKSON.



STEP TWO: On the keyboard screen that pops up, type in EARL JACKSON using the electronic keyboard, and hit OK or ENTER (depending on the voting machine).



STEP THREE: Be sure to review your ballot before you print it. You may have to select the write in box and put an X in it. After your ballot is printed, be sure that you see EARL JACKSON on it before you scan it into the ballot scanner.

NOTE: *You are allowed to ask for assistance when you vote, so if you have any problems, just ask an election judge or clerk.*

VOTE EARLY: October 24 to November 4 ELECTION DAY: November 8

Pol. adv. paid by Earl Jackson Campaign.